



Established over 50 years ago, Blagdon are committed to producing a comprehensive range of high quality and easy to use water gardening equipment. We have an on-going programme of research and development that ensures excellent product performance and value for money for our customers. Our products are brought together with half a century of expertise and knowledge so you can be assured of a successful and creative water garden.



Interpet, Vincent Lane,
Dorking, Surrey, RH4 3YX

www.blagdonwatergardening.co.uk
www.pondaquariumproblemsolver.co.uk/blagdon

Leaflet Code: 25/7/17 AP



garden power switch box

2/3/4/5 way


www.blagdonwatergardening.co.uk
www.pondaquariumproblemsolver.co.uk/blagdon

IMPORTANT: PLEASE FOLLOW STEP BY STEP INSTRUCTIONS ON PAGES 3 - 7.
 ALWAYS SWITCH OFF THE MAINS POWER AND ISOLATE THE SWITCH BOX BEFORE REMOVING THE COVER.

garden power switch box wiring diagram

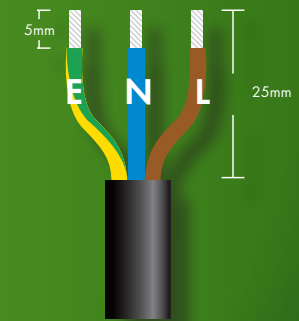
REMOVE CIRCUIT BOARD LOCATING SCREW

CIRCUIT BOARD LOCATING SCREW




CABLE PREPARATION


Earth (E) **YELLOW/GREEN**
 Natural (N) **BLUE**
 Live (L) **BROWN**



CABLE LOCATION



CABLE SEALING



*5 WAY MODEL SHOWN AS EXAMPLE