



Established over 50 years ago, Blagdon are committed to producing a comprehensive range of high quality and easy to use water gardening equipment. We have an on-going programme of research and development that ensures excellent product performance and value for money for our customers. Our products are brought together with half a century of expertise and knowledge so you can be assured of a successful and creative water garden.



Interpet, Vincent Lane,  
Dorking, Surrey, RH4 3YX

[www.blagdonwatergardening.co.uk](http://www.blagdonwatergardening.co.uk)  
[www.pondaquariumproblemsolver.co.uk/blagdon](http://www.pondaquariumproblemsolver.co.uk/blagdon)

Leaflet Code: 25/7/17 AP



# garden power switch box

## 2/3/4/5 way


[www.blagdonwatergardening.co.uk](http://www.blagdonwatergardening.co.uk)  
[www.pondaquariumproblemsolver.co.uk/blagdon](http://www.pondaquariumproblemsolver.co.uk/blagdon)

**IMPORTANT: PLEASE FOLLOW STEP BY STEP INSTRUCTIONS ON PAGES 3 - 7.**  
 ALWAYS SWITCH OFF THE MAINS POWER AND ISOLATE THE SWITCH BOX BEFORE REMOVING THE COVER.

# garden power switch box wiring diagram

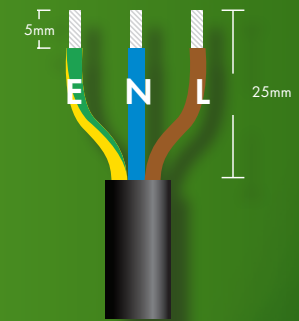
**REMOVE CIRCUIT BOARD LOCATING SCREW**

CIRCUIT BOARD LOCATING SCREW




## CABLE PREPARATION


Earth (E) **YELLOW/GREEN**  
 Natural (N) **BLUE**  
 Live (L) **BROWN**



## CABLE LOCATION



## CABLE SEALING



\*5 WAY MODEL SHOWN AS EXAMPLE